

# CHARACTERIZATION AND AUTHENTICATION OF TAIHE BLACK-BONED SILKY FOWL MUSCLES USING LC/MS-BASED LIPIDOMICS

Si Mi<sup>1</sup>, Ke Shang<sup>1</sup>, Wei Jia<sup>1</sup>, Chun-Hui Zhang<sup>1\*</sup>, Xia Li<sup>1</sup>, Yu-Qing Fan<sup>2</sup> and Hang Wang<sup>1</sup>

<sup>1</sup>Institute of Food Science and Technology, Chinese Academy of Agricultural Sciences, Beijing, China 100193;

<sup>2</sup>Office of Taihe Black-Boned Silky Fowl Industry, Jiangxi Province, China 343700.

\*Corresponding author email: [zhangchunhui@caas.cn](mailto:zhangchunhui@caas.cn)

## I. INTRODUCTION

Taihe black-boned silky fowl (*Gallus gallus domesticus* Brisson) has been highly valued as a curative food with many desirable nutritional and functional properties, such as anti-aging [1], immune-enhancing [2], anti-fatigue and anti-hypoxic effects [3]. In spite of the long history and well-accepted curative properties, there is no clear-cut answer yet for the health-beneficial components in Taihe black-boned silky fowl. Moreover, Taihe black-boned silky fowl is sold at a higher price due to its well-known health benefits. However, these benefits are accompanied by a slower growth rate and lower body weight. Driven by higher financial profits, the Taihe black-boned silky fowl has been exposed to a wide range of fraudulent practices in the marketplace.

The objectives of the present work were to establish the lipid profiles of Taihe black-boned silky fowls according to different ages, genders and parts, as well to identify the potential lipid markers for the authentication of Taihe black-boned silky fowl.

## II. MATERIALS AND METHODS

Lipid extraction was performed according to the published methods [4, 5]. A UPLC/MS/MS analysis was performed using an ACQUITY UPLC 1-Class system (Waters, Manchester, UK) with a Xevo G2-S Q-TOF mass spectrometer (Waters, Manchester, UK). The identification and analysis of lipid compounds were achieved by using the Progenesis® QI software (version 3.0.1.) and searched against LIPID MAPS Lipid Structure Database (LMSD) (<http://www.lipidmaps.org/>). All statistical analyses were performed using R software version 2.9.1.

## III. RESULTS AND DISCUSSION

A total of 1127 lipids were detected in Taihe black-boned silky fowl muscles. Among them, 88, 11 and 1 lipid species were found to have both a variable influence on a projection (VIP) value greater than 1 and a *p*-value smaller than 0.05 between different age, gender and part groups. The OPLS-DA score plots of different groups of muscles were shown in Figure 1. These results illustrate that the influence of the 3 investigated factors on the lipid profiles of Taihe black-boned silky fowl decreased in the order of age>gender>part. Lipid profile differences will facilitate a better understanding of the curative properties of Taihe black-boned silky fowl.

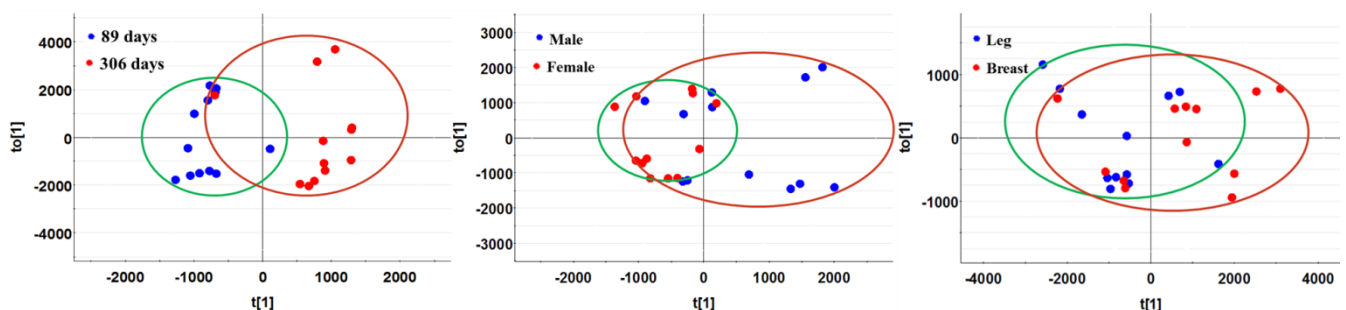


Figure 1. The OPLS-DA score plots based on the lipidomic data in the Taihe black-boned silky fowl in the groups of 89-day and 306-day ( $R^2Y=0.78$  and  $Q^2=0.75$ ), male and female ( $R^2Y=0.40$  and  $Q^2=0.06$ ), as well as leg and breast ( $R^2Y=0.21$  and  $Q^2=0.30$ ).

Taihe and crossbred black-boned silky fowls were compared in terms of their lipid compositions based on the same strategy. A comparison of the percentage data between the Taihe and crossbred black-boned silky fowls is

illustrated in Figure 2. The OPLS-DA results showed that the two groups were able to discriminate from each other effectively (Figure 3). Forty-seven lipid compounds were determined to be potential markers for the authentication of Taihe black-boned silky fowl.

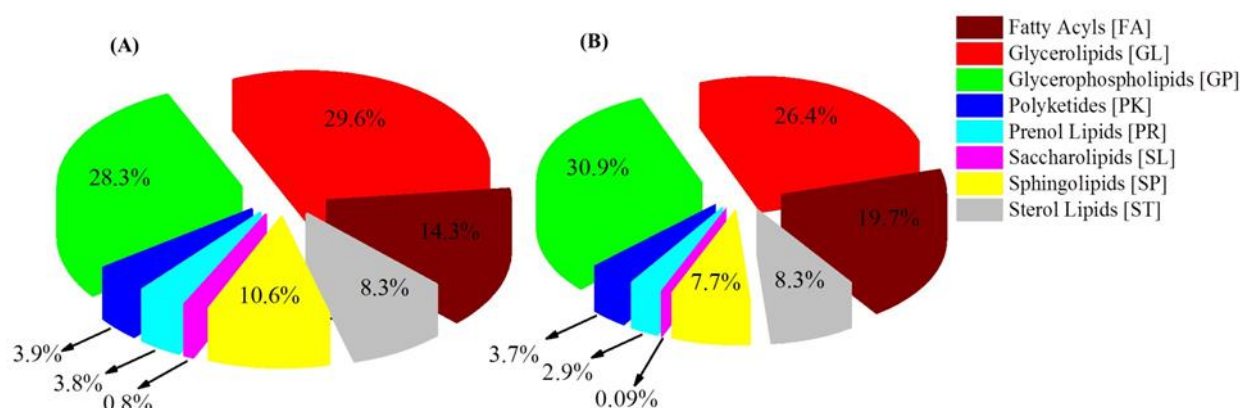


Figure 2. Lipid class composition in Crossbred (A) and Taihe (B) black-boned silky fowls.

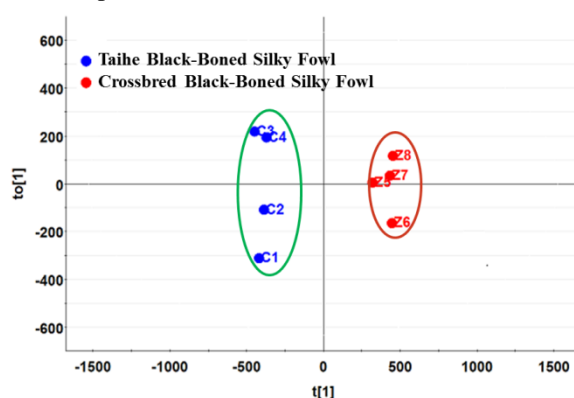


Figure 3. The OPLS-DA score plot based on the lipidomic data in the muscles of Taihe and crossbred black-boned silky fowls.

#### IV. CONCLUSION

The statistically significant differences in bioactive lipid levels between different ages, genders and muscles types facilitate a better understanding of their curative properties. A total of 47 potential lipid markers with  $VIP \geq 1$  and  $p \leq 0.05$  were found for the authentication of Taihe black-boned silky fowl. Our work demonstrates that lipidomic analysis is a workable approach to be applied to food raw materials with different purposes. It is beneficial for food labeling regulations and standards system establishment.

#### ACKNOWLEDGEMENTS

This work was financially supported by the Project Grant of National Key Research and Development Plan (2016YFD0400201).

#### REFERENCES

- Geng, S. S., Li, H. Z., Wu, X. K., Dang, J. M., Tong, H., Zhao, C. Y., Liu, Y., & Cai, Y. Z. (2010). Effect of wujijing oral liquid on menstrual disturbance of women. *Journal of Ethnopharmacology* 128(3): 649-653.
- Tu, Y. G., Sun, Y. Z., Tian, Y. G., Xie, M. Y., & Chen, J. (2009). Physicochemical characterization and antioxidant activity of melanin from the muscles of Taihe Black-bone silky fowl (*Gallus gallus domesticus* Brisson). *Food Chemistry* 114(4): 1345-1350.
- Tian, Y., Zhu, S., Xie, M., Wang, W., Wu, H., & Gong, D. (2011). Composition of fatty acids in the muscle of black-bone silky chicken (*Gallus gallus domesticus* brisssen) and its bioactivity in mice. *Food Chemistry* 126(2): 479-483.
- Sarafian, M. H., Gaudin, M., Lewis, M. R., Martin, F. P., Holmes, E., Nicholson, J. K., & Dumas, M-E. (2014). Objective set of criteria for optimization of sample preparation procedures for ultra-high throughput untargeted blood plasma lipid profiling by ultra performance liquid chromatography-mass spectrometry. *Analytical Chemistry* 86(12): 5766-5774.
- Trivedi, D. K., Hollywood, K. A., Rattray, N. J., Ward, H., Trivedi, D. K., Greenwood, J., Ellis D. I., & Goodacre, R. (2016). Meat, the metabolites: an integrated metabolite profiling and lipidomics approach for the detection of the adulteration of beef with pork. *Analyst* 141(7): 2155-2164.